

GH Bunkbed

Assembly Guide

IMPORTANT: RETAIN FOR FUTURE REFERENCE

WARNINGS:

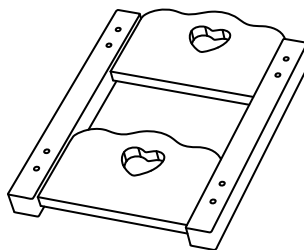
- **IMPORTANT SAFETY INSTRUCTIONS**
- **PLEASE READ ALL INSTRUCTIONS CAREFULLY BEFORE USE AND RETAIN FOR FUTURE REFERENCE.**
- **Adult assembly required.**
- Keep unassembled parts out of the reach of small children due to possible risk of injury
- **Choking hazard** : Unassembled parts may be a choking hazard to children 3 years and younger.

Getting started...

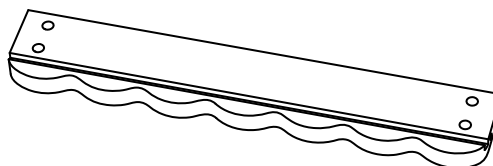
1. Unpack the components and check against the list below.
2. Place the components on a clean surface to prevent them from being damaged.
3. After you have assembled your toy, dispose of all packaging.

You will have...

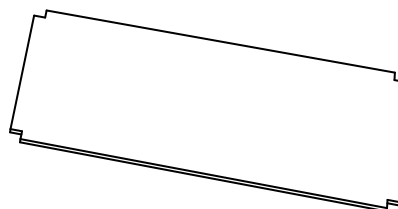
A x2



B x4



C x2



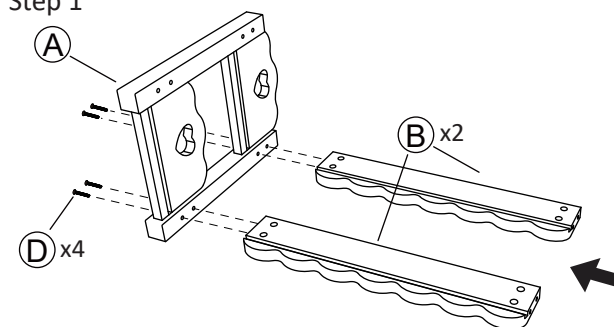
D x16



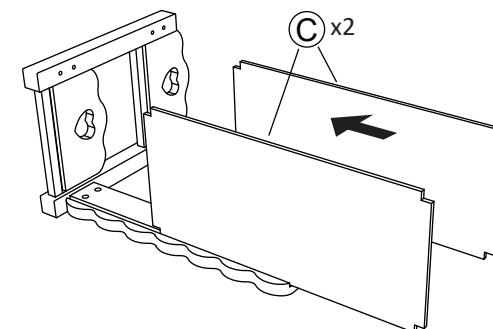
M4x50

Assembly...

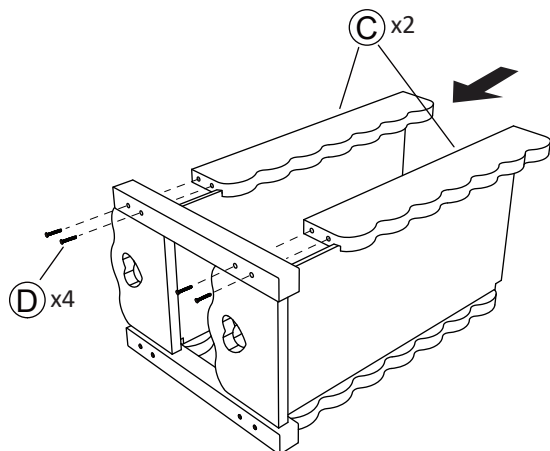
Step 1



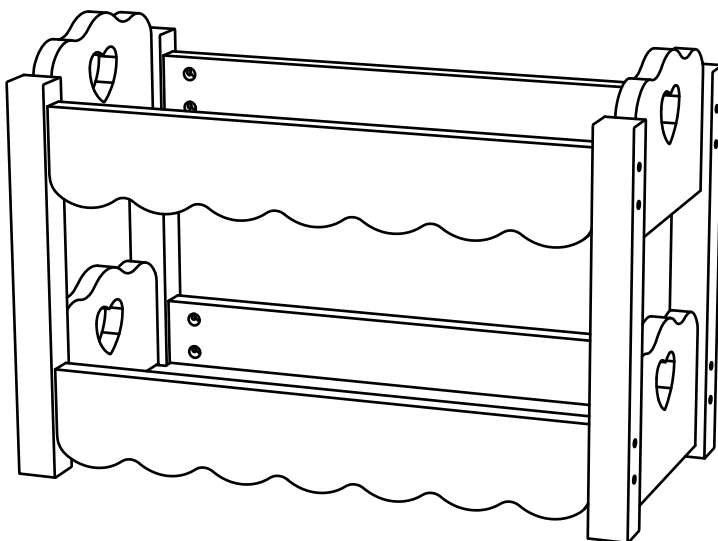
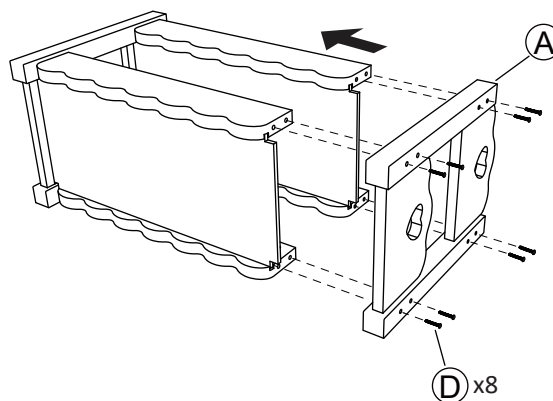
Step 2



Step 3



Step 4



How to...

...care for and maintain your Bunkbed

- Your toy is only meant to be assembled once.
- After you have assembled your toy do not dismantle it again as this may weaken the joints and screws leaving the toy unsafe for use.
- Regularly check that all of the bolts are fully tightened. (but do not over tighten)
- Use the toy on a flat level surface only.
- The Bunkbed is not suitable for outdoor use. The coatings will become scratched and product damage may occur.

There are many more wooden role-play toys to purchase and enjoy



Customer services information

If you require further information, spare parts or advice regarding your product, or if you are experiencing any problems, please contact customer services at the telephone number or address shown opposite. N.B. When calling or writing please quote the product name and product code.

Call
0800 952 0101

Write
Asda Stores Ltd.
Asda House, Southbank, Great Wilson Street,
Leeds LS11 5AD / Antrim BT41 4GY

Product name: GH Bunkbed